



# Simulation study of Split Ring Resonators for Electromagnetic Cloaking in X-band



S.R.Hapase<sup>1</sup>, S. L. Chinke<sup>2</sup>

1. Department of Electronic Science, Savitribai Phule Pune University, Pune Maharashtra, India

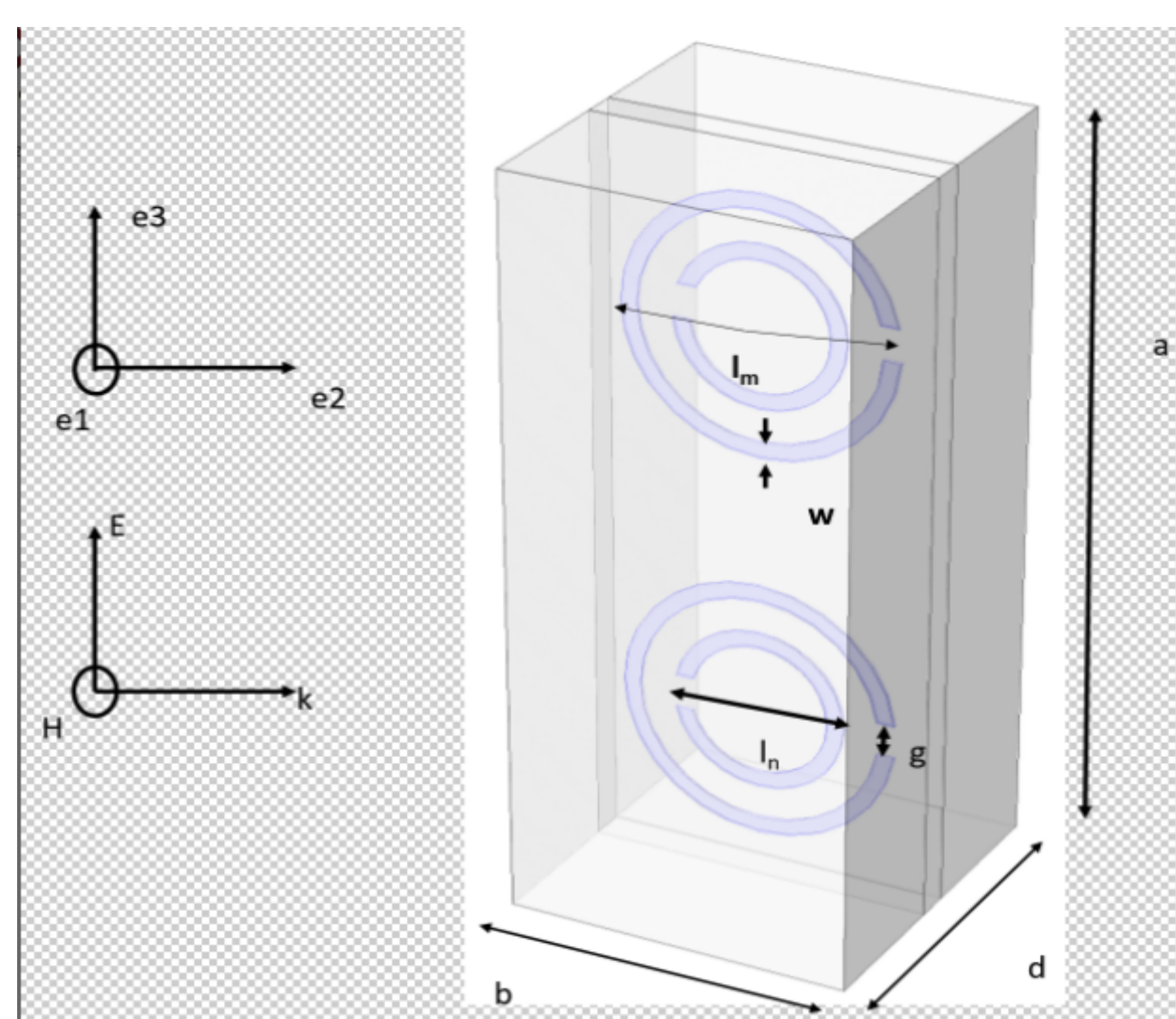
2. Defense Institute Of Advanced Technology-DRDO, Girinagar Pune, Maharashtra, India

**Introduction:** In recent years cloaking techniques have been emerged as a promising counter measure to make target invisible. We report on preparation and evaluation of constitutive parameters for Ferro-Nano-Carbon (FNC) split ring resonators (SRRs) behaving as a bi-anisotropic left-handed material (LHM) that generates an electromagnetic cloak in sub-X-band region (8.5-10GHz). In this, the paths of electromagnetic waves are controlled within a material by introducing a specific spatial variations in constitutive parameters.

**Computational Methods:** The simulations were performed using RF module of COMSOL multi-physics and harmonic propagation analysis was used. The geometry has been shown in figure 1 and then parameters associated with FNC are added. Then boundary conditions were applied using Maxwell's theory across the waveguide.

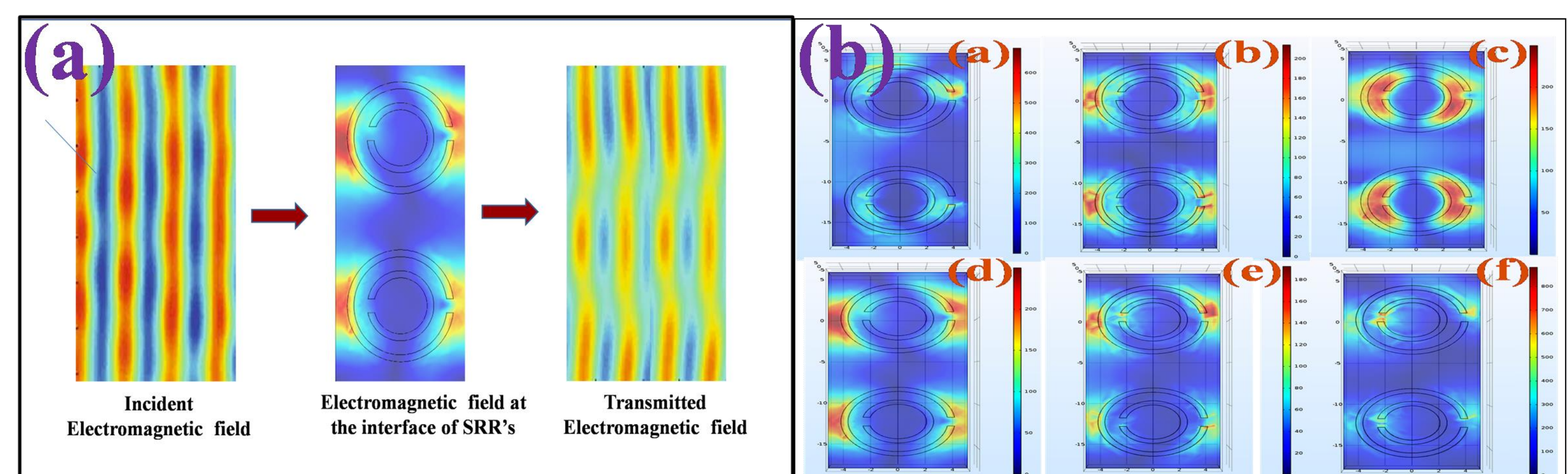
$$\frac{1}{\mu_r} \nabla^2 \bar{E} = \nabla(\nabla \cdot \bar{E}) - k^2 (\epsilon_r - \frac{jT}{\omega\sigma}) \bar{E},$$

$$\frac{dS_r}{d\Omega} = \frac{\overline{E_{i,r}} \cdot \overline{E_1} - |\overline{E_1}|^2}{|\overline{E_1}|^2} + \frac{\overline{E_{i,r}} \cdot \overline{E_2}}{|\overline{E_2}|^2}.$$



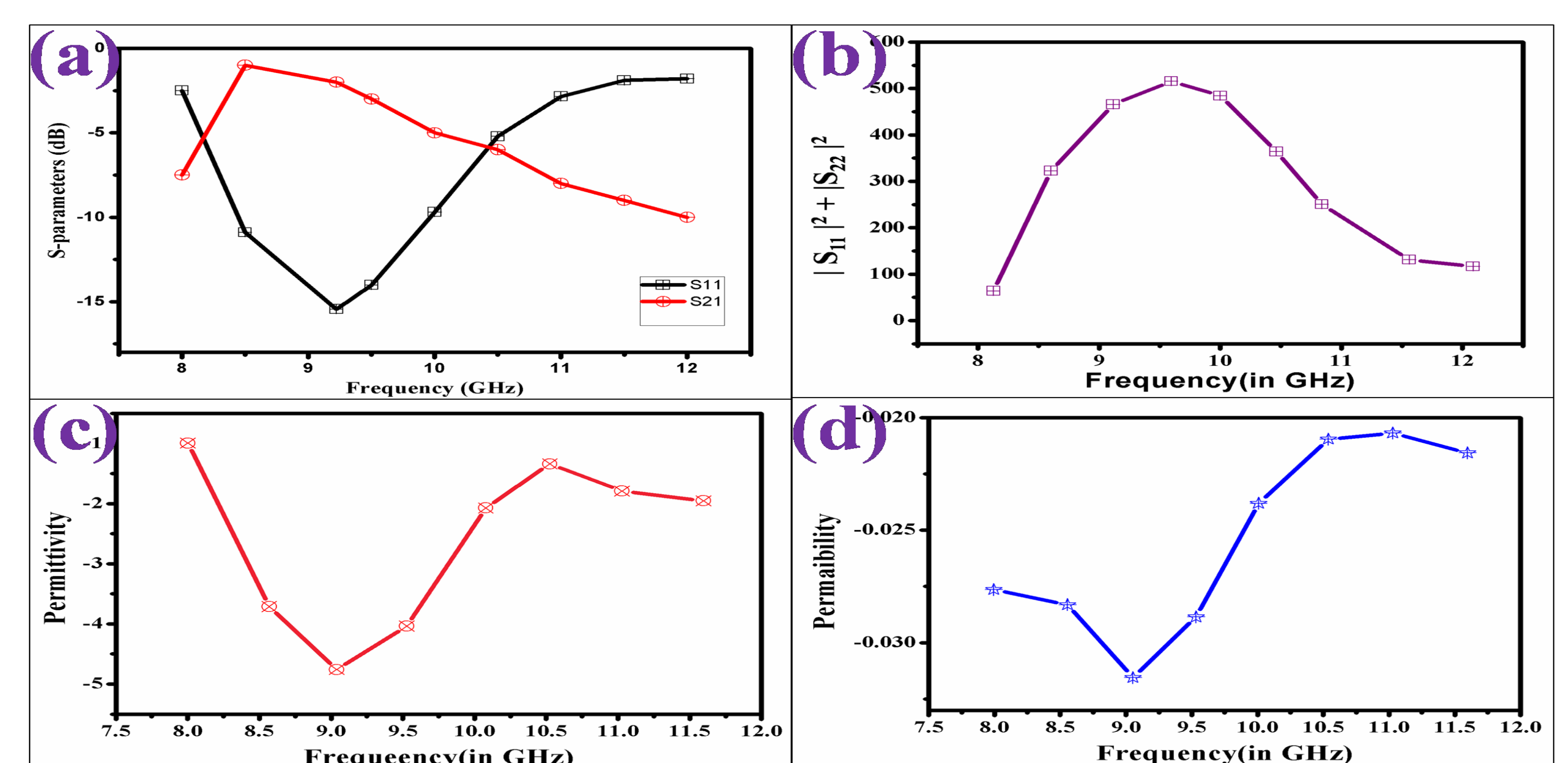
**Figure 1.** Configurations of principle axis and geometry of FNC SRR unit cell

**Results:** The electric field distribution, in x-y plane, is simulated for a typical FNC SRRs unit cell, that squeezing and localization of incident field around the cell, as shown in figure 2.



**Figure 2:** (a) Demonstration of Electromagnetic cloak using SRR's , (b) Response of SRR's at 8 to 12 GHz

The constitutive s-parameters, scattering losses are simulated & relative permittivity ,permeability is calculated using Ross-Nicolson formulation as shown in figure 3.



**Figure 3:** (a) S parameters (b)  $|S_{11}|^2 + |S_{22}|^2$ , (c) Permittivity (d) Permeability v/s Frequency (in GHz)

**Conclusions:** The simulated FNC SRR's acts as a bi-anisotropic left-handed meta-material (LHM) generates a cloak-like response in sub microwave X-band regime (8.5-12 GHz). The effective constitutive parameters obtained using COMSOL multi-physics and calculated using Ross-Nicolson formulation validates the same.

## References:

1. U.C. Hasar, Boundary Effects on the Determination of Electromagnetic Properties of Bianisotropic Metamaterials from Scattering Parameters, IEEE Trans. Antennas Propag. 64 (2016)
2. R. Jagtap, Ferro-nano-carbon Split Ring Resonators a Bianisotropic Metamaterial in X-band: **Constitutive Parameters Analysis**, *Materials Chemistry and Physics* (2017)