

# Physics-Based Modeling Of Lithium Plating On Graphite Anode Of Commercial Lithium-Ion Batteries

Sina Navidi<sup>1</sup>, Benjamin Nowacki<sup>1</sup>, Aidan Lawlor<sup>1</sup>, Jun Xu<sup>2</sup>, Chao Hu<sup>1</sup>

<sup>1</sup>School of Mechanical, Aerospace, and Manufacturing Engineering, University of Connecticut, Storrs, CT, USA

<sup>2</sup>Department of Mechanical Engineering, University of Delaware, Newark, DE, USA

## Abstract

Lithium plating on the graphite anode is a significant factor contributing to the degradation of cell capacity, initiation of internal short circuits, and escalation of thermal runaway in lithium-ion batteries. Non-intrusive detection methods for lithium plating are critical for the safe and reliable operation of lithium-ion batteries. This study presents a physics-based pseudo-two-dimensional (P2D) model that incorporates lithium plating and stripping reactions to describe the electrochemical behavior of commercial 18650 cylindrical cells with graphite and LiFePO<sub>4</sub> (LFP) electrodes at high current rates and low temperatures. Simulations were performed using COMSOL MULTIPHYSICS 6.1, and the results were compared with experimental measurements obtained from a Neware CT-4000 series battery testing system. The voltage response and surface temperature of 48 commercial 18650 LFP cells at varying states of health (100% to 75% at an approximately 5% increment) and charge (100% to 0% at an approximately 5% increment) were collected. These results can inform the establishment of operational and design limits to mitigate capacity degradation and safety hazards inherent in these cells.

## Figures used in the abstract

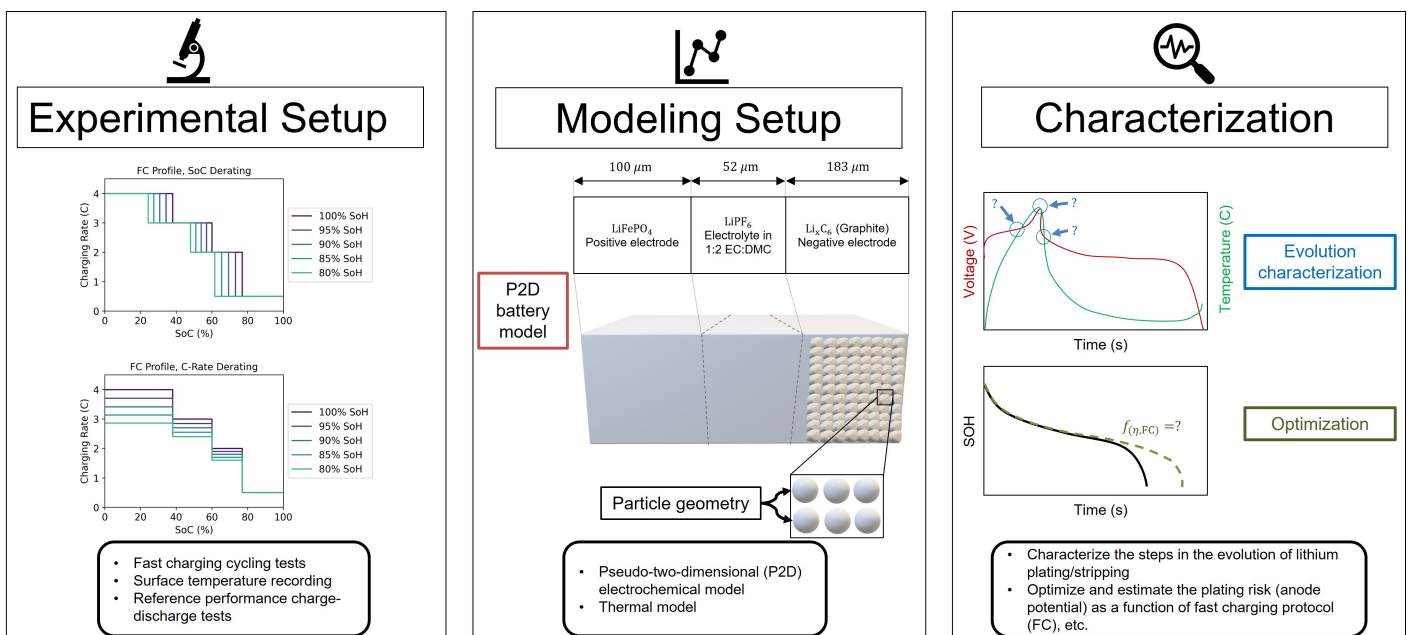
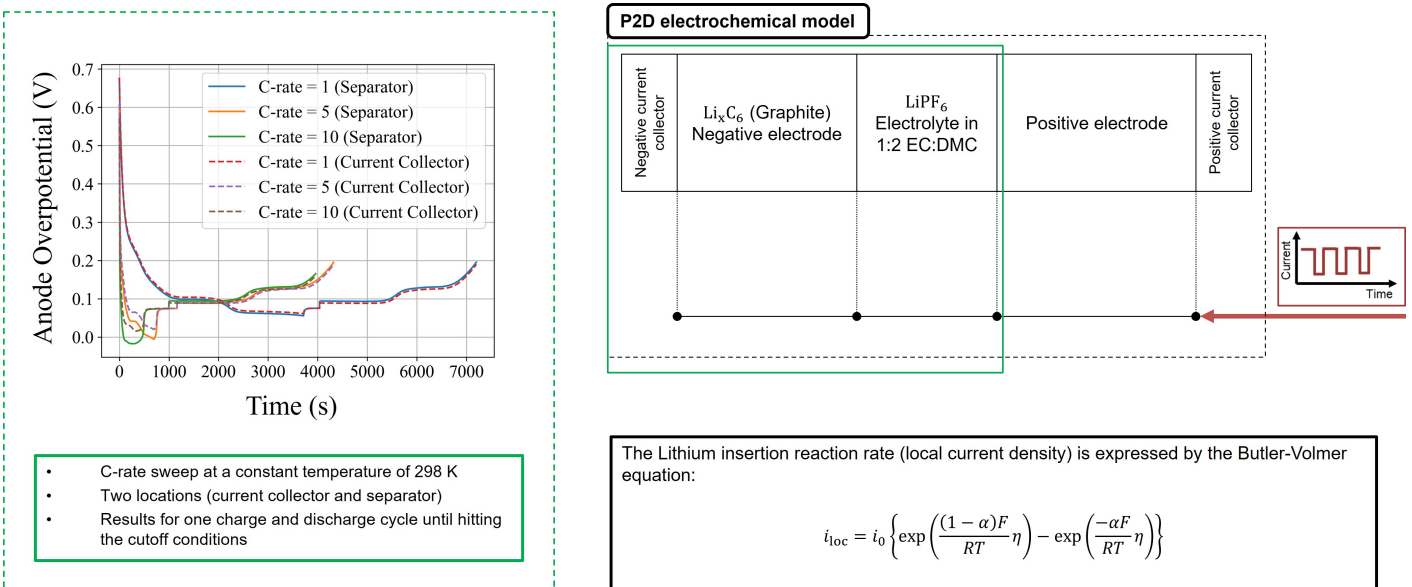


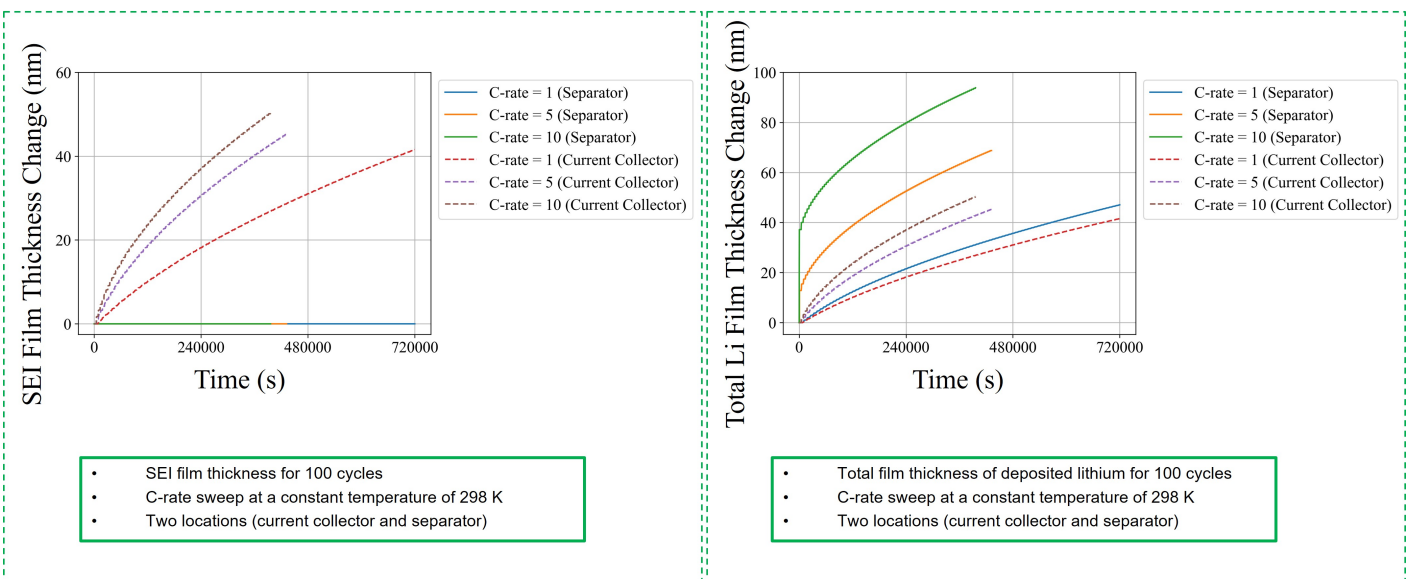
Figure 1 : Graphical abstract

Process	Reaction	Current (A/m <sup>2</sup> )	Kinetics Equations
Intercalation	$\text{Li}_x\text{C}_6 + \Delta x \text{Li}^+ + \text{e}^- \rightarrow \text{Li}_{x+\Delta x}\text{C}_6$	$j_1$	$j_1 = i_{0,1} \cdot \left[ \exp\left(\frac{\alpha_{a,1} F \eta_1}{RT}\right) - \exp\left(\frac{\alpha_{c,1} F \eta_1}{RT}\right) \right]$ <ul style="list-style-type: none"> <li><math>i_{0,1} = k_1 \cdot c_e^{\alpha_{a,1}} (c_{s,\text{max}} - c_{s,\text{surf}})^{\alpha_{a,1}} c_{s,\text{surf}}^{\alpha_{c,1}}</math></li> <li><math>\eta_1 = \phi_s - \phi_e - U - FjR_{\text{SEI}}</math></li> <li><math>U = U_{\text{ref}}(x) - (T - T_{\text{ref}}) \left(\frac{dU}{dT}\right)</math></li> <li><math>R_{\text{SEI}} = (\delta_{\text{SEI},0} + \Delta\delta_{\text{SEI}}) / \sigma_{\text{SEI}}</math></li> </ul>
Plating	$\text{Li}^+ + \text{e}^- \rightarrow z_1 \text{Li}_{\text{rev}}^{(s)} + z_2 \text{Li}_{\text{dead}}^{(s)} + z_3 \text{SEI}$	$j_2$	$j_2 = i_{0,2} \cdot \left[ \exp\left(\frac{\alpha_{a,2} F \eta_{\text{Li}}}{RT}\right) - \exp\left(\frac{\alpha_{c,2} F \eta_{\text{Li}}}{RT}\right) \right], \eta_{\text{Li}} < 0$ <ul style="list-style-type: none"> <li><math>i_{0,2} = k_2 \cdot c_e^{\alpha_{a,2}}</math></li> <li><math>\eta_{\text{Li}} = \phi_s - \phi_e - U_{\text{Li}} - FjR_{\text{SEI}}</math></li> </ul>
Stripping	$\text{Li}_{\text{rev}}^{(s)} \rightarrow \text{Li}^+ + \text{e}^-$	$j_3$	$j_3 = i_{0,2} \cdot \left[ \exp\left(\frac{\alpha_{a,2} F \eta_{\text{Li}}}{RT}\right) - \exp\left(\frac{\alpha_{c,2} F \eta_{\text{Li}}}{RT}\right) \right] \cdot \left( \frac{\beta \cdot n_{\text{Li,rev}}}{1 + \beta \cdot n_{\text{Li,rev}}} \right),$ $\eta_{\text{Li}} > 0, n_{\text{Li,rev}} > 0$

**Figure 2 :** Modeling overview for the kinetics of the main reactions



**Figure 3 :** Preliminary results - graphite anode overpotential



**Figure 4 :** Preliminary results - deposited lithium film thickness

